

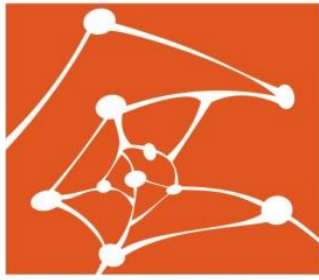


# ALOBEC

Alobec, Lda - Sistemas e Componentes Industriais

## VALVULAS E ELECTROVÁLVULAS

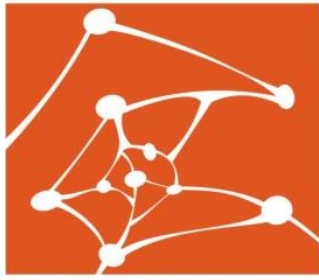
Referência	Designação
PD-A7K	BOBINE 110 VOLTS
PD-A72	BOBINE 12 VOLTS
PP-MB57	BOBINE 22 MM 110V-50/60HZ
PP-MB4	BOBINE 22 mm 12 V - DC
PP-MB5	BOBINE 22 mm 24V - DC
PP-MB56	BOBINE 22 mm 24V 50/60HZ
PD-A1CVA7E	BOBINE 220 VAC
PD-A7J	BOBINE 220 VOLTS
PP-MB58	BOBINE 22mm 220V-50/60HZ
PD-A73	BOBINE 24 VOLTS
PD-A7H	BOBINE 24 VOLTS
PD-G73	BOBINE 24VDC/5W
PD-A1CV600450A6E	BOBINE 3/2 NC 220 VAC
PP-MC5	BOBINE 30 mm 24V - DC
PD-A74	BOBINE 47 VOLTS
PD-A77	BOBINE 48 VOLTS
PD-A7C	BOBINE 48 VOLTS
HD-AQPBER24DC	BOBINE BER 24 CC 22W S/FICHA
PP-EMC2C24DC	BOBINE C/CONECTOR 24 DC
PA-MA30220AC	BOBINE D.13 22 VA 220AC
PD-LUPSBDZ023D	BOBINE DZ02-3D 220 VOLTS
PP-S58	BOBINE EV 32m/m NF 220VIts-50/60HZ
PP-30.D	BOBINE TAM. 22 110AC
PP-30.0	BOBINE TAM. 22 12DC
PP-30.E	BOBINE TAM. 22 220AC
PP-30.B	BOBINE TAM. 22 24AC
PP-30.1	BOBINE TAM. 22 24DC
PP-20.E	BOBINE TAM. 30 220AC
PP-20.B	BOBINE TAM. 30 24AC
PP-20.1	BOBINE TAM. 30 24DC
PP-6.10.18.30/4	COL.1/8 4 POSTOS P/VALV.778
PP-808.52.11.11	DISTR. 5/2-1/8" PNEUM.-PNEUM.
PP-1022.52.1.6	DISTR. TECNOPOL. ISO 2 PNEUM./PNEUM.VEDANTES POLIU
PP-6.08.14/8	DISTRIBUIDOR 10 SAIDAS 1/4
PP-464/1.32.0.1.M2	ELEC.EV.3/2-1/4 SOLE.M LINHA-SOL+M2
PP-464/1.53.31.0.0	ELEC.EV.5/3-1/4 CF SOLE.M LINHA-SOL+M2
PP-E207FB25	ELETRÓVÁLVULA 2 VIAS NA 1"
PP-E207GB38	ELETRÓVÁLVULA 2 VIAS NA 1" 1/4 C/BOBINE
PP-E207DB12	ELETRÓVÁLVULA 2 VIAS NA 1/2" C/BOBINE
PP-E206DV30	ELETRÓVÁLVULA 2 VIAS NA 1/2" C/BOBINE 24VDC
PP-EMC015E4T	ELETRÓVÁLVULA 2 VIAS NA 1/2" C/BOBINE 24VDC
PP-E205AB25	ELETRÓVÁLVULA 2 VIAS NA 1/8" C/BOBINE
PP-E207CB10	ELETRÓVÁLVULA 2 VIAS NA 3/8" C/BOBINE
PP-E107FB25	ELETRÓVÁLVULA 2 VIAS NF 1"



# ALOBEC

Alobec, Lda - Sistemas e Componentes Industriais

PP-E107DB12	ELETROVÁLVULA 2 VIAS NF 1/2" C/BOBINE
PP-E106BB25	ELETROVÁLVULA 2 VIAS NF 1/4" C/BOBINE
PP-E206BB25	ELETROVÁLVULA 2 VIAS NF 1/4" C/BOBINE
PP-E105AB25	ELETROVÁLVULA 2 VIAS NF 1/8" C/BOBINE
PP-E107EB18	ELETROVÁLVULA 2 VIAS NF 3/4" C/BOBINE
PP-E107CB10	ELETROVÁLVULA 2 VIAS NF 3/8" C/BOBINE
PP-E305AB15	ELETROVÁLVULA 3 VIAS NF 1/8" C/BOBINE
PP-412/2.32.0.1CM2	ELETROVÁLVULA 3/2-1/2"NC SOL -MOLA +M2
PP-414/2.32.0.1.M2	ELETROVÁLVULA 3/2-1/4" SOL.-MOLA+M2
PP-468/1.32.0.1.M2	ELETROVÁLVULA 3/2-1/8" SOL. EM LINHA-MOLA+M2
PP-488.32.01.M11	ELETROVÁLVULA 3/2-1/8" SOL.-MOLA 24V DC
PP-412/2.52.0.1.M2	ELETROVÁLVULA 5/2-1/2" SOL.-MOLA M2
PP-412.52.0.1.S	ELETROVÁLVULA 5/2-1/2" SOL.-MOLA+S
PP-464/1.52.0.0.M2	ELETROVÁLVULA 5/2-1/4" SOL. EM LINHA-MOLA+M2
PP-T424.52.0.1.B05	ELETROVÁLVULA 5/2-1/4" SOL.-MOLA 24 VDC
PP-414/2.52.0.0.M2	ELETROVÁLVULA 5/2-1/4" SOL.-MOLA+M2
PP-414/2.52.0.1.M2	ELETROVÁLVULA 5/2-1/4" SOL.-MOLA+M2
PP-468/1.52.01.M2	ELETROVÁLVULA 5/2-1/8" SOL. EM LINHA-MOLA+M2
PP-468/1.52.0.1.M2	ELETROVÁLVULA 5/2-1/8" SOL. EM LINHA-MOLA+M2
PP-468/1.52.0.0.M2	ELETROVÁLVULA 5/2-1/8" SOL. EM LINHA-SOL.+M2
PP-488.52.0.12	ELETROVÁLVULA 5/2-1/8" SOL.-DIF/AL
PP-488.52.01	ELETROVÁLVULA 5/2-1/8" SOL.-MOLA
PP-488.52.01.M11	ELETROVÁLVULA 5/2-1/8" SOL.-MOLA 24V DC
PP-828.52.3.9.M2	ELETROVÁLVULA 5/2-1/8" SOL.-MOLA M2
PP-2431.52.00.3902	ELETROVÁLVULA DISTR. 5/2 FLAT 1/4" M.SOL.-MOLA 24 V DC
PP-2445.52.00.3506	ELETROVÁLVULA DISTR. 5/2 VDMA 1/4" M.SOL.-M. SOL.110V AC
PP-824.52.3.9.M2	ELETROVÁLVULA DISTR. 5/2-1/4" SOL.-MOLA+M2
PP-824.52.3.5.M2	ELETROVÁLVULA DISTR. 5/2-1/4" SOL.-SOL.+M2
PP-858/2.52.2.4.M2	ELETROVÁLVULA DISTR. 5/2-1/8" SOLEXT.SOLEXT+ M2
PP-805.52.0.0.05	ELETROVÁLVULA DISTR. 5/2-M5 M. SOL-M.SOL.24VAC
PP-1011.52.3.6.M3R	ELETROVÁLVULA DISTR. TECNOPOL. 5/2-ISO 1 SOL.DIF.+M3R
PP-1011.52.3.9.M3R	ELETROVÁLVULA DISTR. TECNOPOL. 5/2-ISO 1 SOL.DIF.+M3R
PP-1011.52.3.5.M3R	ELETROVÁLVULA DISTR. TECNOPOL. 5/2-ISO 1 SOL.SOL.+M3R
PP-774.52.0.1.M2	ELETROVÁLVULA OBT. 5/2-1/4" SOL-MOLA+M2
PP-RG1319/0011	KIT REPARAÇÃO CILINDRO "ISO 6431" 50M/M
PP-RG1319/0005	KIT REPARAÇÃO CILINDRO "ISO 6431" 80M/M
PP-RG1319/0002	KIT REPARAÇÃO CILINDRO "ISO 6431"40M/M
PP-RG1303/0001	KIT REPARAÇÃO CILINDRO "SERIE PESADA " 32 m/m
PP-RG1303/0002	KIT REPARAÇÃO CILINDRO "SERIE PESADA " 40 m/m
PP-RG1325/003	KIT REPARAÇÃO CILINDRO HASTE GEMEA 32 m/m
PP-RG1700/005	KIT REPARAÇÃO MULTIPLIDADOR PRESSAO 40m/m
PP-RG1001	KIT REPARAÇÃO P/VALVULA 1001-10051
PP-RG2120001	KIT REPARAÇÃO P/VALVULA 212/412
PP-RG214/0001	KIT REPARAÇÃO P/VALVULA 214/2.52.0.1
PP-RG858/0001	KIT REPARAÇÃO P/VALVULA 858
PP-RG1022/0001	KIT REPARAÇÃO POLIURETANO P/VALVULA 1022
PP-105.32.8.1/2	MINI VALVULA 3/2-M5 BOTAO PRETO/MOLA
PP-105.32.2.1	MINI VALVULA 3/2-M5 ROLO PLASTICO MOLA
PP-104.32.0.1.PC	MINI VALVULA 3/2-TUBO 4 M/M ESF.MOLA, ENT. POST. NF
PP-104.32.2.1.LC	MINI VALVULA 3/2-TUBO 4 M/M ROLO PLASTICO .MOLA ENT.LAT.
PP-104.32.2.1.PC	MINI VALVULA 3/2-TUBO 4 M/M ROLO PLASTICO .MOLA ENT.POST.NF

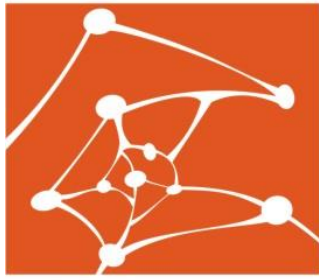


# ALOBEC

**Alobec, Lda - Sistemas e Componentes Industriais**

PP-104.32.0.1.LA  
PP-104.32.0.1.LC  
PP-RS170320  
PD-00405  
PD-00401  
PD-108600  
PD-108700  
PP-G1018218SCYV  
PD-00403  
PD-108900  
PD-A1CVA131AC2  
PP-214/2.32.8/2  
PP-228.32.1.1  
PP-228.32.9.1/2  
PP-228.32.9/2  
PP-228.32.55/2  
PP-228.52.55/2  
PP-228.32.11.1  
PP-228.32.11.11  
PP-228.32.6.25  
PP-228.32.6.22/2  
PP-228.32.7.1/2  
PP-228.32.8/2  
PP-228.32.8.1/2  
PP-228.32.4.1  
PP-228.32.2.1/2  
PP-228.32.6.27  
PP-228.32.6.28  
PD-A458.011.22  
PP-224.52.9/2  
PD-A1CV452C015  
PD-A1CV45433  
PD-A1CMV358910  
PD-A1CV35801522  
PP-214/2.52.5  
PP-214/2.52.55/2  
PP-214.52.10/1  
PP-224.52.11.1  
PP-224.52.11.11  
PP-228.52.0.1  
PP-228.52.1.1  
PP-228.52.10  
PP-228.52.10.1P  
PP-228.52.10/1  
PP-228.52.11.1  
PP-228.52.11.11  
PP-228.52.8.1/2  
PP-228.52.8/2  
PP-228.52.6.27  
PP-228.52.9/2  
PP-224.53.31.11.11

MINI VALVULA 3/5-TUBO 4 M/M ESF.MOLA  
MINI VALVULA 3/5-TUBO 4 M/M ESF.MOLA ENT.LAT.  
MOLA DE REGULADOR 0-12 BAR  
VALVULA 1/4 NPT  
VALVULA 16x1,5  
VALVULA 16x1.5 FEMEA  
VALVULA 18x1.5 FEMEA  
VALVULA 2/2-1/2 Y VITON  
VALVULA 22 x 1,5  
VALVULA 22x1.5 FEMEA  
VALVULA 3/2  
VALVULA 3/2-1/4" PULS. PRETO 2 POS.  
VALVULA 3/2-1/8" ESFERA PAINEL.MOLA  
VALVULA 3/2-1/8" MANIPULO LAT. PRETO -MOLA  
VALVULA 3/2-1/8" MANIPULO LAT.PRETO 2 POS  
VALVULA 3/2-1/8" MANIPULO PRETO 2 POS  
VALVULA 3/2-1/8" MANIPULO PRETO 2 POS  
VALVULA 3/2-1/8" PNEUM.MOLA  
VALVULA 3/2-1/8" PNEUM.-PNEUM.  
VALVULA 3/2-1/8" PULS. COGUMELO 2 POS.  
VALVULA 3/2-1/8" PULS. DIGIT PRETO-MOLA  
VALVULA 3/2-1/8" PULS. SALIENTE PRETO D.30-MOLA  
VALVULA 3/2-1/8" PULS.PRETO 2 POS  
VALVULA 3/2-1/8" PULS.PRETO 2 POS-MOLA  
VALVULA 3/2-1/8" ROLO LAT,BIDIR-MOLA  
VALVULA 3/2-1/8" ROLO METAL-MOLA  
VALVULA 3/2-1/8" SELECTOR 2 POS.  
VALVULA 3/2-1/8" SELECTOR C/CHAVE 2 POS.  
VALVULA 458.011.22  
VALVULA 5/2 C/MANIPULO PRETO 2P  
VALVULA 5/2 R 1/2 MO/E S/BOBINE  
VALVULA 5/2 R1/4 AR/AR  
VALVULA 5/2 R1/8 BOT  
VALVULA 5/2 R1/8 MO/E S/BOB AR/AR  
VALVULA 5/2-1/4" MANIPULO LAT. ROT. 2 POS.  
VALVULA 5/2-1/4" MANIPULO PRETO. 2 POS.  
VALVULA 5/2-1/4" PEDAL PLAST. C/PROT.2 POS.  
VALVULA 5/2-1/4" PNEUMATICO/MOLA  
VALVULA 5/2-1/4" PNEUMATICO/PNEUMATICO  
VALVULA 5/2-1/8" ESFERA -MOLA  
VALVULA 5/2-1/8" ESFERA PAINEL-MOLA  
VALVULA 5/2-1/8" PEDAL ALUMINIO .2 POS.  
VALVULA 5/2-1/8" PEDAL PLAST. MINIAT. C/MOLA  
VALVULA 5/2-1/8" PEDAL PLÁST.C/PROTEC.2 POS.  
VALVULA 5/2-1/8" PNEUM.-MOLA  
VALVULA 5/2-1/8" PNEUM.-PNEUM.  
VALVULA 5/2-1/8" PULS. PRETO-MOLA  
VALVULA 5/2-1/8" PULS.PRETO 2 POS  
VALVULA 5/2-1/8" SELECTOR 2 POS.  
VALVULA 5/2-1/8" MANP. LAT. PRETO-2POS.  
VALVULA 5/3-1/4" CFPNEUM-PNEUM.



# ALOBEC

**Alobec, Lda - Sistemas e Componentes Industriais**

PP-228-53.32.9.1/2  
PP-228.53.32.9/2  
PP-228.53.32.9.1/2  
PP-228.53.31.9/2  
PP-228.53.31.9.1/2  
PL-05320413  
PL-05310413  
PA06036-R16  
PA06036-R08  
PA06062-R08  
PA06062-R04  
PA06062-R02  
PA06036-R12  
PA06062-R06  
PA06062-R01  
PP-6.09.14.UN  
PA-2W02508  
PL-04460410  
PL-04461017  
PP-1051.52.3.6.M2  
PP-50312  
PL-04921021  
PL-04920717  
PL-64021321  
PL-64020713  
PL-64021017  
PL-04690713  
PA-ZCT02508  
PP-50414  
PP-T228.52.8/2

VALVULA 5/3-1/8" CA MANIPULO LAT. PRETO-MOLA  
VALVULA 5/3-1/8" CA MANP. LAT. PRETO 2POS.  
VALVULA 5/3-1/8" CA MANP. LAT. PRETO-MOLA  
VALVULA 5/3-1/8" CF MANP. LAT. PRETO 2POS.  
VALVULA 5/3-1/8" CF MANP. LAT. PRETO-MOLA  
VALVULA AGULHA F/F JOELHO 1/4  
VALVULA AGULHA M/F JOELHO 1/4  
VALVULA ANTI-RETORNO 1"  
VALVULA ANTI-RETORNO 1/2  
VALVULA ANTI-RETORNO 1/2  
VALVULA ANTI-RETORNO 1/4  
VALVULA ANTI-RETORNO 1/8  
VALVULA ANTI-RETORNO 3/4  
VALVULA ANTI-RETORNO 3/8  
VALVULA ANTI-RETORNO M5  
VALVULA BLOQUEIO 1/4  
VALVULA DE LATÃO 2/2 1/4 NC  
VÁLVULA DUPLA FÊMEA C/PAS. DIVISÓRIA 1/8  
VÁLVULA DUPLA FÊMEA C/PAS. DIVISÓRIA 3/8  
VALVULA EL. DISTR. 5/2-ISO 1 SOL-DIF/AL+M2  
VALVULA ESCAPE RAPIDO 1/2  
VÁLVULA F/F 1/2  
VÁLVULA F/F 3/8  
VÁLVULA F/F C/ FIX. 1/2  
VÁLVULA F/F C/ FIX. 1/4  
VÁLVULA F/F C/ FIX. 3/8  
VÁLVULA F/F C/PURGA 1/4  
VALVULA FECHADA 1/4 INOX "AIGNEP"  
VALVULA LINHA MANUAL 1/4  
VALVULA TECNO 5/2-1/8" PULS.PRETO 2 POS